



Kentucky High School Athletic Association

2280 Executive Drive ° Lexington, KY 40505 ° www.khsaa.org ° (859)299-5472 (859)293-5999 (fax)

To: Superintendent, Principal, and Athletic Director

From: Brigid L. DeVries, Commissioner
Larry Boucher, Assistant Commissioner

A handwritten signature in black ink, appearing to be 'LB', is written over the name 'Larry Boucher'.

Date: August 13, 2003

Subject: 2002-2003 Annual Report Forms Submission

School: Magoffin County High School

Enclosed please find a copy of Form T-65, The 2002-2003 Annual Report Forms Checklist. In addition, you may find an attachment with corrected copies of the forms submitted by your school personnel. Please review this information so the forms can be completed accurately in the future. Also, KHSAA Audit Staff may have requested a re-submission of some of the 2002-2003 Annual Report Forms or need additional information on your athletic programs. Please submit this information by the date requested if this is applicable. Copies and all KHSAA Title IX documents must be kept current and included in your permanent Title IX File at the school. All documents are subject to Open Records Requests.

Should you need any further information, please do not hesitate to call anytime.



MEMORANDUM

TO: KHSAA Member School Superintendents, Principals, and Athletic Directors

FROM: Brigid L. DeVries, Commissioner
Larry Boucher, Executive Assistant Commissioner *LB*

DATE: June 27, 2003

RE: 2003 Title IX Forms Submission

School	Magoffin County High School	Reviewed by	Gary Lawson
--------	-----------------------------	-------------	-------------


The following is a status report regarding the required 2002 - 2003 Title IX submission of forms due in to the KHSAA office by April 15, 2003. Appropriate audit personnel have reviewed these forms and the following is a summary of this review.

I. Checklist of Forms properly submitted in a satisfactory manner:

✓	GE 19 (Annual Verification)	✓	T-35 (Budget Expenses)
✓	T-1 (Summary Program Chart 1)	✓	T-36 (Budget Expenses)
✓	T-2 (Summary Program Chart 2)	✓	T-41 (Checklist - Overall Interscholastic Program)
✓	T-3 (Summary Program Chart 3)	✓	T-60 (Corrective Action Plan)
✓	T-4 (Summary Program Chart 4)	✓	T-63 (Interscholastic Survey Results)

II. Status

A.	✓	2002 - 2003 Forms are satisfactory and no further information or action is necessary at this time.
B.		Errors have been noted with respect to the following forms and corrected copies are being returned to you for placement in your Title IX file to ensure proper submission in the future.
C.		The following forms were omitted and must be submitted by school representatives.
D.	✓	Other Recommendation and Comments: <ul style="list-style-type: none"> All calculations are correct and the report appears to be in good order. The school is only showing a 39% return rate on the student survey. The percentage is not high enough to base your responses on Form T-3. A new system needs to be developed in order to get a higher return rate on surveys.



MEMORANDUM

To: KHSAA Member School Superintendents, Principals, and Athletic Directors
 From: Brigid L. DeVries, Commissioner
 Larry Boucher, Assistant Commissioner

Date: JUNE 27, 2003

Re: 2003 Title IX Forms Submission

School	<u>Magoffin County</u>	Reviewed by	<u>GARY W. LAWSON</u>
--------	------------------------	-------------	-----------------------


The following is a status report regarding the required 2002-2003 Title IX submission of forms which were due in to the KHSAA office by April 15, 2003. Appropriate audit personnel have reviewed these forms and the following is a summary of this review.

I. Checklist of Forms properly submitted in a satisfactory manner:

✓	GE 19 (Annual Verification)	✓	T-35 (Budget Expenses)
✓	T-1 (Summary Program Chart 1)	✓	T-36 (Budget Expenses)
✓	T-2 (Summary Program Chart 2)	✓	T-41 (Checklist - Overall Interscholastic Program)
✓	T-3 (Summary Program Chart 3)	✓	T-60 (Corrective Action Plan)
✓	T-4 (Summary Program Chart 4)	✓	T-63 (Interscholastic Survey Results)

II. Status

A.	✓	2002-2003 Forms are satisfactory and no further information or action is necessary at this time.
B.		Errors have been noted with respect to the following forms and corrected copies are being returned to you for placement in your Title IX file to ensure proper submission in the future.
C.		The following forms were omitted and must be submitted by school representatives.
D.		Other Recommendation and Comments: <i>All calculations are correct and report appears to be in good order. The school is only showing a 39% return rate on the student survey. This percentage is not high enough to base your responses on T-3. A new system needs to be developed in order to get a higher return rate on surveys.</i> Thanks,



MEMORANDUM

To: KHSAA Member School Superintendents, Principals, and Athletic Directors

From: Brigid L. DeVries, Commissioner
Larry Boucher, Assistant Commissioner

Date: June 27, 2003

Re: 2003 Title IX Forms Submission

School	<u>Magoffin County</u>	Reviewed by	<u>GARY W. LAWSON</u>
--------	------------------------	-------------	-----------------------

The following is a status report regarding the required 2002-2003 Title IX submission of forms which were due in to the KHSAA office by April 15, 2003. Appropriate audit personnel have reviewed these forms and the following is a summary of this review.

I. Checklist of Forms properly submitted in a satisfactory manner:

✓	GE 19 (Annual Verification)	✓	T-35 (Budget Expenses)
✓	T-1 (Summary Program Chart 1)	✓	T-36 (Budget Expenses)
✓	T-2 (Summary Program Chart 2)	✓	T-41 (Checklist – Overall Interscholastic Program)
✓	T-3 (Summary Program Chart 3)	✓	T-60 (Corrective Action Plan)
✓	T-4 (Summary Program Chart 4)	✓	T-63 (Interscholastic Survey Results)

II. Status

A.	✓	2002-2003 Forms are satisfactory and no further information or action is necessary at this time.
B.		Errors have been noted with respect to the following forms and corrected copies are being returned to you for placement in your Title IX file to ensure proper submission in the future.
C.		The following forms were omitted and must be submitted by school representatives.
D.		Other Recommendation and Comments: <i>All calculations are correct and report appears to be in good order. The school is only showing a 39% return rate on the student survey. This percentage is not high enough to base your responses on T-3. A new system needs to be developed in order to get a higher return rate on surveys.</i> <i>Thanks,</i>



**2002-2003 KENTUCKY HIGH SCHOOL ATHLETIC ASSOCIATION
ANNUAL VERIFICATION OF TITLE IX PROCEDURES**
(To be submitted by April 15, 2003 along with other required forms)

The Magoffin County High School, Salyersville, Kentucky
(Name of High School) (City)

certifies to the Kentucky High School Athletic Association that the following is an accurate and true representation of the facts surrounding compliance with 20 U.S.C. Sections 1681-1688, et. Seq. (also known as Title IX)

I certify the following provisions in accordance with records at the school contained in the permanent Title IX file, and to the best of my knowledge have completed the following tasks. (All boxes must be checked)

Established a gender equity committee at the high school. (list committee personnel and provide attachment if necessary)

Name	Address	Phone	Title
SEE ATTACHED			

Scheduled a minimum of three meetings during the 2002-2003 school year on the following dates:
August 29, 2002
December 16, 2002
February 24, 2003

Designated the following person(s) as the Title IX coordinator for the school/district:
Joe Hunley DPP P.O. Box 109, Salyersville, KY 41465 (606) 349-6117
Name Title Address Phone

School personnel are continuing to make periodic reviews of the boys and girls athletics program reflected in the Corrective Action Plan.

In addition to the above information, the above referenced school maintains a complete permanent file relative to Title IX records including copies of the self-assessment audit, all corrective action plans, and other related materials.

William Hutto 4-9 20 03
Principal's Signature Date

Donald F. Cecil *[Signature]*
Superintendent Signature School Board Chairpersons' Signature

(Send original copy to KHSAA - Maintain duplicate in Title IX school folder)

GENDER EQUITY COMMITTEE MEMBERS

Joe Hunley – District Coordinator

Danny Adams – Boys Varsity Basketball Coach

Neil West – Girl’s Varsity Basketball Coach

Tony Skaggs – MCHS Asst. Principal, Parent

Becky Carpenter – Parent

Sam Miller – Athletic Director

Amanda Shepherd – Student Athlete

Caroline Isaac – Magoffin County Board of Education Member

Marci Kazee – MCHS Counselor

Steve Miller – HWMS Teacher and Coach

2002-2003
ACCOMMODATION OF INTERESTS AND ABILITIES
SUMMARY PROGRAM CHART 1

KHSAA
 Form T1
 Rev. 9/02

Participation Opportunities Test One

		(Column 1)	(Column 2)	(Column 3)	(Column 4)
	Program	Enrollment	Percentage of Total Enrollment	Number of Interscholastic Participants (double and triple count)	Percentage of Total Participation
Row 1	GIRLS	355	52.5	144	48.6%
Row 2	BOYS	320	47.4	152	51.4%
Row 3	Totals	675	100%	296	100%

Instructions:

*Number of 8th grade students & below used in Column 4 calculations if applicable: 51

- 1) Determine the total number of girls enrolled, (place in Row 1, Column 1). Determine the total number of boys enrolled, (place in Row 2, Column 1).
- 2) Add the total number of girls and boys enrolled to determine total enrollment, (place in Row 3, Column 1).
- 3) Calculate the percentage of total enrollment that is female. (Divide Row 1, Column 1 by row 3, Column 1 and place in Row 1, Column 2.) Calculate the percentage of total enrollment that is male. (Divide Row 2, Column 1 by Row 3, Column 1 and place in Row 2, Column 2.) Note: Row 1, Column 2 plus Row 2, Column 2 should total 100%.
- 4) Ask the head coaches to review the most updated eligibility or squad lists for their teams. Ask coaches to confirm the names of those individuals who are on the team as of the first **date of competition**, and cross out the names of those who were cut from the team or quit the team prior to the first competitive event. Determine the total number of interscholastic athletics participants that are girls, (and place in Row 1, Column 3). In order to determine the total number of athletics participants, an individual should be counted each time he or she participates on a team. For example, if Jane Doe competes on the varsity volleyball team, the junior varsity volleyball team, the junior varsity basketball team, and the varsity softball team, she should be counted as four participants (**do not include club or intramural sports participants, cheerleaders, dance teams, or pom squads**). Calculate the same way for boys and girls. * In addition, should 8th grade students and below play on a Freshman, Junior Varsity, or Varsity team, they should also be counted for each team and sport on which they participate. If applicable, please asterisk the above notation as to how many 8th grade students & below are included in the totals. Using the same procedure, determine the total number of interscholastic athletic participants that are boys, (and place in Row 2, Column 3). Add Row 1, Column 3 plus Row 2, Column 3 to get total participants and place in Row 3, Column 3.
- 5) Calculate the percentage of female participation. (Row 1, Column 3 divided by Row 3, Column 3 and place in Row 1, Column 4.) Calculate the percentage of male participation. (Row 2, Column 3 divided by Row 3, Column 3 and place in Row 2, Column 4.) Note: Row 1, Column 4 plus Row 2, Column 4 should total 100%.

Note: While being within three percent is not a formal compliance standard; if the percent listed in Row 1, Column 4 is within 3% of Row 1, Column 2, then it provides a good target within which compliance is likely.

Principal's Signature: William Hutto Date: 4-9-03

**ACCOMMODATION OF INTERESTS AND ABILITIES
SUMMARY PROGRAM CHART 2**

Participation Opportunities Test Two

			Column 1	Column 2	Column 3	Column 4	Column 5
Program			Number of Teams Currently Offered	Number of Participants	Number of Teams Added in Last Five Years	Number of Participants Added in Last Five Years	Percent of Total Participation By Sex Added in Last 5 Years
GIRLS	Row 1	varsity:	6	96	3	46	
	Row 2	j.v.:	3	37	1	11	
	Row 3	frosh:	1	11	1	11	
	Row 4	total:	10	144	5	68	47.2
BOYS	Row 5	varsity:	7	95	3	27	
	Row 6	j.v.:	3	51			
	Row 7	frosh:	6	6			
	Row 8	total:	11	152	3	27	17.7

- 1) For Column 1, list the number of interscholastic teams offered for girls and boys at each competitive level (varsity, junior varsity, and freshman). For girls, total each of the entries in Rows 1, 2, and 3 into Row 4. For boys, total Rows 5, 6, and 7 into Row 8.
- 2) For Column 2, list the number of participants at each level. For girls, total each of the entries in Rows 1, 2, and 3 into Row 4. For boys, total Rows 5, 6, and 7 into Row 8. **Note:** The totals in Row 4 for girls and in Row 8 for boys must be the same as the totals in Form T-1, Column 3, Rows 1 and 2 respectively.
- 3) For Column 3, list the number of interscholastic teams that have been added in the last five years at each competitive level. Count each team added during the 5 year period only one time. e.g. Girl's junior varsity soccer was added 3 years ago, count the team only once, not 3 times. For girls, total the entries in Rows 1, 2, and 3 into Row 4. For boys, total Rows 5, 6, and 7 into Row 8.
- 4) For Column 4, list the number of participants that are currently on each level of the teams that were added in the last five years. If a team was added previously but no longer exists, there are no current participants to be added for that team. For girls, total the entries in Rows 1, 2, and 3 into Row 4. For boys, total Rows 5, 6, and 7 into Row 8.
- 5) For Column 5, calculate the percentage of participants that have been added in the last five years. For girls, take the number in Column 4, Row 4 and divide by the number in Column 2, Row 4. For boys, take the number in Column 4, Row 8 and divide it by the number in Column 2, Row 8.

Note: If the percentage of current participants added in the last five years is 25% or greater, compliance with test two may be possible. If less than 25%, then compliance with test three should be analyzed. **CAUTION:** 25% is not a formal compliance standard.

Principal's Signature: William Hutto Date: 4-9-03

2002-2003
ACCOMMODATION OF INTERESTS AND ABILITIES
SUMMARY PROGRAM CHART 3

Participation Opportunities Test Three

For any question answered "YES" identify the respective sport(s).

	GIRLS (Yes / No)		BOYS (Yes / No)
1. For a sport not currently played at the interscholastic level (varsity, junior varsity, or freshman) in your school, is there an intramural team offered for that sport?	NO		NO
2. For a sport <u>not</u> currently offered in your interscholastic athletics program, is there sufficient interest to form a viable interscholastic team based on participation on an intramural team or community recreation teams?	NO		NO
3. For a sport <u>not</u> currently offered, is there sufficient interest to form a viable interscholastic team based on student responses from the interscholastic survey?	NO		NO
4. For a sport currently offered at the varsity level only, is there sufficient interest to form a viable team for a junior varsity, or freshman team that is not currently offered?	NO		NO
5. For a sport currently offered at the junior varsity or freshman level is there sufficient interest to form a varsity team not currently offered?	NO		NO
6. If you answered YES to question (1), (2), (3), (4), or (5), are there enough high schools in your geographic area offering the sport (at the appropriate level) to allow for the development of a reasonable schedule of competition?			

Principal's Signature: William Hetta Date: 4-9-03

2002-2003
ACCOMMODATION OF INTERESTS AND ABILITIES+
SUMMARY PROGRAM CHART 4

Levels of Competition Test One

		Column 1	Column 2	Column 3
Girls	Team Levels	Number of Teams Currently Offered	Number of Participants	Percentage of Participants at Each Level
Row 1	varsity:	6	96	66.7
Row 2	j.v.:	3	37	25.7
Row 3	frosh:	1	11	7.6
Row 4	total:		144	100%
Boys				
Row 5	varsity:	7	95	62.5
Row 6	j.v.:	3	51	33.6
Row 7	frosh:	1	6	3.9
Row 8	total:		152	100%


- 1) Column 1, list the number of interscholastic teams offered for girls and boys at each competitive level; varsity, junior varsity, and freshman. (Refer to Form T-2, Accommodation of Interests and Abilities, Summary Program Chart 2, Column 1.)
- 2) For Column 2, list the number of participants at each level. For girls, total the entries in Rows 1, 2, and 3 into Row 4. For boys, total the entries in Rows 5, 6, and 7 into Row 8. (Refer to Form T-2, Accommodation of Interests and Abilities, Summary Program Chart 2, Column 2.)
- 3) For Column 3, calculate the percentage of female and male participants at each level.
For girls' varsity, junior varsity, and frosh, respectively:
 - Divide Column 2, Row 1 by Column 2, Row 4, and place the percentage in Column 3, Row 1.
 - Divide Column 2, Row 2 by Column 2, Row 4, and place the percentage in Column 3, Row 2.
 - Divide Column 2, Row 3 by Column 2, Row 4, and place the percentage in Column 3, Row 3.
 -
 For boys' varsity, junior varsity, and frosh, respectively:
 - Divide Column 2, Row 5 by Column 2, Row 8, and place the percentage in Column 3, Row 5.
 - Divide Column 2, Row 6 by Column 2, Row 8, and place the percentage in Column 3, Row 6.
 - Divide Column 2, Row 7 by Column 2, Row 8, and place the percentage in Column 3, Row 7.

Principal's Signature: William Hutto Date: 4-9-03

**2002-2003
BUDGETED AND ACTUAL EXPENDITURES - PROGRAM COMPARISON CHART
TO INCLUDE BOOSTER CLUB FUNDING**

	equipment and supplies		travel		awards		coaches' salaries (to include supplemental and extended employment)		facilities improvements		publications (if sport-specific)	
	B	E	B	E	B	E	B	E	B	E	B	E
G basketball		1,800.00		3,000.00			12,000	12,000				
B basketball		1,800.00		1,500.00			13,000	13,000				
G softball		2,500.00		400.00			2,500	2,500				
B baseball		800.00					2,500	2,500				
G cross country		250.00		300.00			1,500	1,500				
B cross country												
G golf		250.00		250.00			1,500	1,500				
B golf												
G soccer												
B soccer												
G swimming												
B swimming												

- Budget and expenditures on this 2002-2003 year report due by April 15, 2003, should reflect the total monies budgeted and spent for the entire year of 2001-2002 ending June 30, 2002.
- "B" is for budgeted dollar amounts and "E" is for actual dollar expenditures.
- Booster Club Funding/Contributions must be included in the expenditures total.

Principal's Signature: 

Date: 4-9-03

2002-2003
BUDGETED AND ACTUAL EXPENDITURES - PROGRAM COMPARISON CHART 2
TO INCLUDE BOOSTER CLUB FUNDING

Teams	equipment and supplies		travel		awards		coaches' salaries (to include supplemental and extended employment)		facilities improvements		publications (if sport-specific)	
	B	E	B	E	B	E	B	E	B	E	B	E
G track		250.00		500.00			1,500	1,500				
B track												
G tennis		200.00		250.00			1,500	1,500				
B tennis												
G volleyball		1,500.00		1,000.00			2,500	2,500				
B wrestling												
G (list sport)												
B (football)		3,500.00		750.00			11,000	11,000				
G (list sport)												
B (list sport)												

1. Budget and expenditures on this 2002-2003 year report due by April 15, 2003, should reflect the total monies budgeted and spent for the entire year of 2001-2002 ending June 30, 2002.
2. "B" is for budgeted dollar amounts and "E" is for actual dollar expenditures.
3. Booster Club Funding/Contributions must be included in the expenditures total.

Principal's Signature: *William Hulse* Date: 4-9-03

2002-2003 KHSAA TITLE IX ATHLETICS AUDIT

KHSAA
Form T41
Rev. 9/02

Checklist - Overall Interscholastic Athletics Program

Areas of Compliance	ADVANTAGE TO (Respond based on Internal Evaluation by checking the appropriate column.)		
	GIRLS' PROGRAM	BOYS' PROGRAM	NEITHER PROGRAM
OPPORTUNITIES			
Accommodation of Interest and Abilities			
BENEFITS			
Equipment and Supplies			✓
Scheduling of Games and Practice Time			✓
Travel and Per Diem Allowances			✓
Coaching			✓
Locker Rooms, Practice and Competitive Facilities			✓
Medical and Training Facilities and Services			✓
Publicity			✓
Support Services			✓
Athletic Scholarships			✓
Tutoring			✓
Housing and Dining Facilities and Services			✓
Recruitment of Student Athletes			✓

Principal's Signature: William Hutto Date: 4-9-03

2002-2003 INTERSCHOLASTIC ATHLETICS SURVEY

Summary of Student Responses

School Name: MAGOFFIN CO.
School Enrollment: 675
Date: 4-1-03
Completed By: SAM MILLER, AD

Instructions:

1. Summarize the Student Athletics Interest Surveys Form T-61 by listing the total number of responses on the line next to each sport.
2. Under the Other Category please provide a listing of the sports as well as the number of students who are interested in participating.
3. Please sign and date the Summary Form (T-63) and mail the Summary Form only to the KHSAA by April 15, 2003. Do not mail the student surveys (Form T-61). However, these Forms should be maintained in your files in the event they are requested subsequently.

312 Number of Surveys

119 Total Returned

9-11 Grades Surveyed

How Was The Survey Administered? ADVISOR/ADVISEE
(e.g. was it given in all English classes, or all home rooms, or advisee/advisor?)

Fall Sports (List Total Number of Participation Responses)

16 Cross Country (Girls)
9 Cross Country (Boys)
3 Field Hockey (Girls)
29 Football (Boys)
4 Golf (Girls)
5 Golf (Boys)
4 Soccer (Girls)
8 Soccer (Boys)
18 Volleyball (Girls)
4 Volleyball (Boys)

Winter Sport (List Total Number of Participation Responses)

10 Basketball (Girls)
28 Basketball (Boys)
10 Gymnastics (Girls)
12 Indoor Track (Girls)
12 Indoor Track (Boys)
18 Swimming & Diving (Girls)
4 Swimming & Diving (Boys)
13 Wrestling (Boys)

Spring Sport (List Total Number of Participation Responses)

24 Baseball (Boys)
9 Fast Pitch Softball (Girls)
6 Slow Pitch Softball (Girls)
20 Tennis (Girls)
4 Tennis (Boys)
16 Track (Girls)
9 Track (Boys)

Other Sports (From Student Survey T-61 Question 10)

Name of Sport	Number of Students Interested In Participating
_____	_____
_____	_____
_____	_____
_____	_____
_____	_____
_____	_____
_____	_____

Number of Students who participate in Intramural Sports.
(From Student Survey T-61 Question 5)

<u>Sport</u>	<u>Number</u>
_____	_____
_____	_____
_____	_____
_____	_____
_____	_____

List Intramural Sports students are interested in adding:
(From Student Survey T-61 Question 6)

<u>Sport</u>	<u>Number</u>
_____	_____
_____	_____
_____	_____
_____	_____
_____	_____

Participation in Non-School Sports Activities
 (From Student Survey T-61 Question 7)

<u>Sport</u>	<u>Number</u>
_____	_____
_____	_____
_____	_____
_____	_____
_____	_____
_____	_____

Reasons for not participating in interscholastic athletics.
 (From Survey Question 8)

Response	Number
_____ I prefer other activities such as band, chorus, etc.	
_____ I don't have time	
_____ The practice schedules and game times are inconvenient	
_____ The sport I like isn't offered	
_____ It's too expensive	
_____ I prefer to participate in club or intramural sports	
_____ Working	
_____ Other	

Student Suggestions to encourage participation

William Helton

 Principal's Signature

4/1/03

 Date

**MAGOFFIN COUNTY HIGH SCHOOL
ATHLETIC DEPARTMENT
SAM MILLER-ATHLETIC DIRECTOR
201 HORNET DRIVE
SALYERSVILLE , KY. 41465
PHONE-606-349-2165
FAX-606-349-5148
EMAIL-smiller1@magoffin.k12.ky.us**

Magoffin Co. High School
Gender Equity Meeting
February 24 , 2003
MCHS Library

Sam Miller , Athletic Director , welcomed all committee members and guests
And advised those present that he had two items of business to discuss :

- Opportunities in Boys & Girls basketball for the 02/03 season
- Up coming Gender – Equity review

Mr. Miller advised the committee that Boys basketball had 17 students participate and that there were 34 opportunities available with Varsity, Jr. Varsity , and Freshmen teams. Girls basketball had 21 participants and 43 opportunities available as they also offered Varsity, Jr. Varsity, and Freshmen teams.

[SEE ATTACHED SHEETS]

Mr. Miller went on to share with the group that a team from KHSAA would be visiting MCHS on March 11, 2003 to conduct a gender –equity review.

Schedule of events for the review are as follows:

1. Review team to meet with Mr. Miller at 2:30 pm to review facilities and equipment
2. The review team will meet with the local committee at 4:00 pm in the MCHS library to review gender-equity documents
3. At 6:00 pm there will be a public forum in the library for any one that has gender-equity concerns.
4. Mr. Miller strongly emphasized the importance of the March 11th meetings and encouraged everyone to attend.

Before adjourning , Mr. Miller mentioned that the recent boy/girl doubleheader was something that he was reluctant to pursue in the future because the girls team has consistently drawn as many fans as the boys and double headers cause the school to lose significant revenue.

With no further discussion or comments from the audience , the meeting was adjourned.[See attached sign-in-sheet for those in attendance]

**MAGOFFIN COUNTY HIGH SCHOOL
ATHLETIC DEPARTMENT
SAM MILLER-ATHLETIC DIRECTOR
201 HORNET DRIVE
SALYERSVILLE, KY. 41465
PHONE-606-349-2165
FAX-606-349-5148
EMAIL-smiller1@magoffin.k12.ky.us**

MAGOFFIN CO. HIGH SCHOOL
GENDER EQUITY MEETING
FEB. 24, 2003
SIGN-IN-SHEET

on page 1 of 2
Amanda Shepherd - Counselor
Amanda Shepherd - Student
Neil White - Girls BASKETBALL COACH
Suzanne Arnett - Librarian
Chris Reed girls softball
Smith - ath. dir.
Tommy Gage Asst. Principal
Joe [unclear]
[unclear] Miller - TEACHER

MAGOFFIN CO. HS
201 HORNET DRIVE, SALYERSVILLE, KY 41465-
(606) 349-2011

Sport Report -- All Levels

Boys B-BK

17
 - OPPORTUNITIES - 34

Name	ID	Number	Position	Class	Yrs Var	Level
2 ALLEN, DUSTIN	406-29-7124			Junior	1	JR. VARSITY
	406-29-7124	34	C	Junior	1	Varsity
1 ARNETT, JASON	402-27-9497	31	G-F	Senior	2	Varsity
2 BACK, JOSHUA	404-41-3615			Sophomore	1	JR. VARSITY
	404-41-3615	5	G	Sophomore	1	Varsity
2 BAILEY, ROBERT	407-31-3050			Freshman	0	-FRESHMEN
	407-31-3050			Freshman	0	JR. VARSITY
1 BARKER, CLIFTON	406292508	15	G	Sophomore	2	Varsity
2 CONLEY, COURTNEY	400-41-4103			Sophomore	1	JR. VARSITY
	400-41-4103	23	G	Sophomore	1	Varsity
1 CONNELLEY, PITT	405-29-4631	44	C	Senior	1	Varsity
2 ELSEA, DAVID	403-31-3560			Freshman	1	JR. VARSITY
	403-31-3560	11	G	Freshman	1	Varsity
1- HELTON, BLAKE	406-33-0787	25	F	Senior	2	Varsity
3- HELTON, JAMES	403-51-1792			Freshman	0	-FRESHMEN
	403-51-1792			Freshman	0	JR. VARSITY
	403-51-1792	41	F-C	Freshman	1	Varsity
3- HUNLEY, CHAD	401-14-1469			Freshman	0	-FRESHMEN
	401-14-1469			Freshman	1	JR. VARSITY
	401-14-1469	30	G	Freshman	1	Varsity
2- ISON, DANIEL	406-39-8374			Sophomore	1	JR. VARSITY
	406-39-8374	35	F	Sophomore	1	Varsity
3- JAYNE, CAMERON	406-37-7504			Freshman	0	-FRESHMEN
	406-37-7504			Freshman	1	JR. VARSITY
	406-37-7504			Freshman	1	Varsity
1- JAYNE, COLTON	402-29-0590	10	G	Senior	2	Varsity
3- MONTGOMERY, JORDA	402-39-6438			Freshman	0	-FRESHMEN
	402-39-6438			Freshman	1	JR. VARSITY
	402-39-6438	13	F	Freshman	1	Varsity
1- RUSSELL, ADAM	405-25-1153	24	G	Senior	3	Varsity
1- SALYERS, TAYLOR	402-43-2553			Sophomore	0	Varsity
	402-43-2553			Sophomore	0	JR. VARSITY

Name	ID	Number	Position	Class	Yrs Var	Level
3 - SHEPHERD, BRANDON	400-37-5452			Freshman	0	-FRESHMEN
	400-37-5452			Freshman	1	JR. VARSITY
	400-37-5452	20	G-F	Freshman	1	Varsity

21

MAGOFFIN CO. HS
201 HORNET DRIVE, SALYERSVILLE, KY 41465-
(606) 349-2011

OPPORTUNISTIC

Sport Report -- All Levels

Girls G-BK

Name	ID	Number	Position	Class	Yrs Var	Level
2 ADAMS, BRIANNE	404-41-9303			6th	0	JR. VARSITY - F
1 ADAMS, JAIME	402-33-3295	5	G	Junior	3	Varsity
3 ARCHER, ALLIE	236-37-2807			7th	0	JR. VARSITY - F
	236-37-2807	11	G	7th	0	Varsity
3 HALL, ASHLEY	407-41-3252			6th	0	JR. VARSITY - F
	407-41-3252	21	G	6th	0	Varsity
2 HALL, KELLI	404-39-3812			7th	0	JR. VARSITY - F
2 HOWARD, ASHLEY	405-35-5336			Freshman	0	JR. VARSITY - F
1 HOWARD, Ashly J	406-39-2510	23	G	8th	2	Varsity
	405-35-5336	34	F	Freshman	1	Varsity
2 HOWARD, CALLORAY	404-43-3458			Freshman	2	JR. VARSITY
	404-43-3458	45	F/C	Freshman	2	Varsity
2 HOWARD, DAKOTA	402-45-2994	30	G-F	7th	0	Varsity JV - F
2 HOWARD, KAYLA	404-31-8425			Junior	2	JR. VARSITY
	404-31-8425	24	F	Junior	2	Varsity
2 HOWARD, MICHAELA	405-37-8069	15	G	8th	2	Varsity - JV
1 HOWARD, SAVANNAH	301-92-0948	25	F/G	Junior	3	Varsity
2 HOWARD, TABETHA	405-29-1955			Junior	2	JR. VARSITY
	405-29-1955	14	F	Junior	2	Varsity
2 MANNS, BRITANY	400-35-5915	12	G	8th	2	Varsity - JV
3 MARSHALL, BRYANNA	404-42-7611			6th	0	JR. VARSITY
	404-42-7611	33	F	6th	0	Varsity - F
2 MINIX, KAETLYN	405-41-1429			6th	0	JR. VARSITY - F
3 POWERS, MEGAN	407-39-5352			7th	0	JR. VARSITY
	407-39-5352	42	C	7th	0	Varsity - F
2 PRATER, FELICIA	407-41-8885			6th	0	JR. VARSITY - F
1 SHEPHERD, AMANDA	405-27-1129	32	C	Senior	4	Varsity
2 SWAFFORD, MANDY	405-41-9194			6th	0	JR. VARSITY - F
3 WATSON, KIMBERLY	300-88-9355			Freshman	1	JR. VARSITY
	300-88-9355	20	F	Freshman	1	Varsity - F

24-Feb-03 43

**MAGOFFIN COUNTY HIGH SCHOOL
ATHLETIC DEPARTMENT
SAM MILLER-ATHLETIC DIRECTOR
201 HORNET DRIVE
SALYERSVILLE , KY. 41465
PHONE-606-349-2165
FAX-606-349-5148**

MCHS GENDER-EQUITY MEETING
DECEMBER 16,2002

THE MCHS GENDER-EQUITY COMMITTEE MET FOR THEIR WINTER MEETING AT 3:30 PM IN THE MCHS LIBRARY. SAM MILLER, ATHLETIC DIRECTOR, REVIEWED FALL SPORTS OPPORTUNITIES FOR BOTH GENDERS AND VOICED HIS APPROVAL OF THE COMMITTEES EFFORTS IN HELPING MAINTAIN COMPLIANCE WITH TITLE IX REGULATIONS.

HE REPORTED THAT LOCAL RADIO STATION WRLV HAD AGREED TO COVER ALL BOYS AND GIRLS HOME GAMES DURING THE 2002-2003 BASKETBALL SEASON. TO HIS KNOWLEDGE THEY WERE THE ONLY STATION IN EASTERN KENTUCKY THAT WAS GIVING GIRLS THIS TYPE OF EXPOSURE. A MOTION WAS MADE , SECONDED , AND PASSED TO RECOGNIZE STATION MANAGER KATHY PUCKETT AT THE SPRING SPORTS BANQUET.

THERE WAS NO FURTHER BUSINESS AND THE MEETING ADJOURNED AT 4:15 PM.

COMMITTEE MEMBERS PRESENT :

- JOE HUNLEY – DISTRICT COORDINATOR
- SAM MILLER – ATHLETIC DIRECTOR
- MARCI KAZEE – COUNSELOR
- TONY SKAGGS – ASS'T. PRINCIPAL
- NEIL WEST – GIRLS BASKETBALL COACH
- DANNY ADAMS – BOYS BASKETBALL COACH
- SUZANNE ARNETT – LIBRARIAN
- AMANDA SHEPHERD – STUDENT REPRESENTATIVE
- CAROLINE ISAAC – MAGOFFIN CO. BOARD OF ED. MEMBER

**MAGOFFIN COUNTY HIGH SCHOOL
ATHLETIC DEPARTMENT
SAM MILLER-ATHLETIC DIRECTOR
201 HORNET DRIVE
SALYERSVILLE , KY. 41465
PHONE-606-349-2165
FAX-606-349-5148**

MCHS GENDER – EQUITY MEETING
AUGUST 29, 2002
MINUTES

THE MCHS GENDER – EQUITY COMMITTEE MET IN THE HIGH SCHOOL LIBRARY AT 3:30 PM. SAM MILLER ,ATHLETIC DIRECTOR, REVIEWED THE 2001/2002 GENDER – EQUITY AUDIT WHICH SHOWED COMPLIANCE WITH TITLE IX GUIDELINES.

THERE WAS A CONSENSUS AMONGST MEMBERS PRESENT THAT NO ACTION NEEDED TO BE TAKEN REGARDING ATHLETIC PROGRAMS AT THE CURRENT TIME. BOTH MALE AND FEMALE STUDENT-ATHLETES APPEAR TO HAVE AMPLE OPPORTUNITY FOR PARTICIPATION.

MEETING WAS ADJOURNED AT 4:00 PM

MEMBERS PRESENT [SEE ATTACHED SIGN-IN-SHEET]

MINUTES RECORDED BY SAM MILLER , ATHLETIC DIRECTOR.

MAGOFFIN COUNTY HIGH SCHOOL



Athletic Department
Sam Miller - Director
201 Hornet Drive Salyersville, Ky. 41465
Phone (606) 349-2165
Fax (606) 349-2165 or 349-5148
Email smiller1@magoffin.k12.ky.us

MCHS GENDER-EQUITY MEETING

August 29, 2002

SIGN-IN-SHEET

David E. Canoll - Golf
Neil W. [unclear] - Girls Basketball
Elizabeth A. [unclear] - Parent
Denny C. [unclear] - Boys Basketball
Suzanne Arnett - Teacher
Lamanda Shepherd - Student Representative
[unclear] Miller - TEACHER
Caroline Isaac - Board Mem.

School Name: MAGOFFIN CO.

2002-2003

TITLE IX

School Year: 02/03
Principal's Signature: Michelle G. - Ath. Dir.

CORRECTIVE ACTION PLAN

Date: 6/12/03

** PRINCIPAL NOT AVAILABLE*

To complete this form, indicate the intended area which needs corrective action, the suggested change and time table for implementation. You may copy this form as needed. Please attach corrective action plans along with audit forms and submit by April 15, 2003.

ITEM FOR CORRECTION	SUGGESTED CHANGE	TIME TABLE FOR CORRECTIVE ACTION
NEED FOR "PRIME TIME" GIRL'S BASKETBALL GAMES.	SCHEDULE AT LEAST 45% OF GIRL'S HOME GAMES IN "PRIME TIME"	MAY 30, 2003

- An explanation (status report) is needed for all areas identified previously as items for correction as well as all areas currently identified as items for correction. This form shall be typed.

Principal's Signature: Michelle G.

Date: 6/2/03